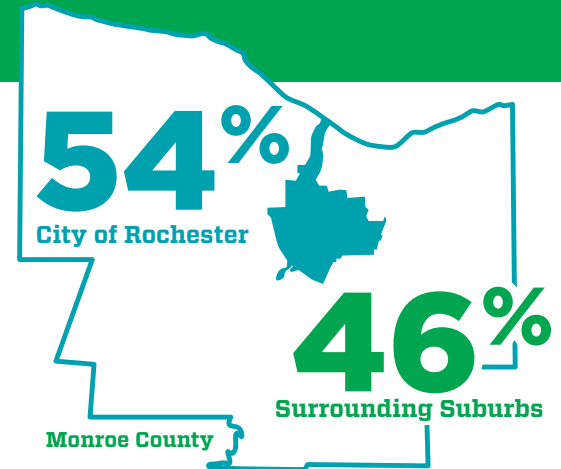


Monroe County Domestic Violence Report to the Community

2017
Calendar Year
Released: October 2018



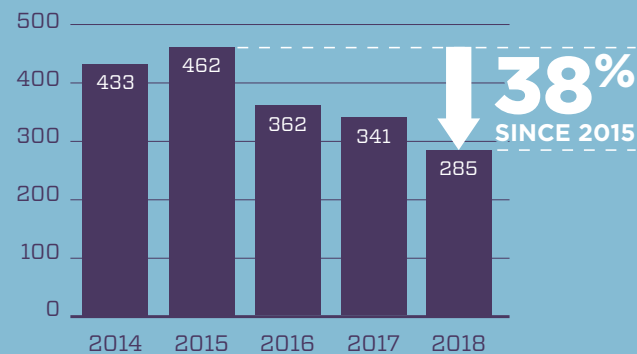
Monroe County rates are **1.6x** statewide rates

City of Rochester rates are **3x** statewide rates

City of Rochester rates are **higher** than they have been in **5 years**



Domestic Violence Offenders on Probation⁴



Orders of Protection⁵

3,555

Orders of Protection were **filed** in 2017

1,069

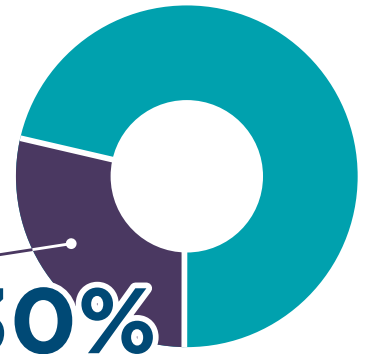
Final Orders of Protection were **granted** in 2017

25

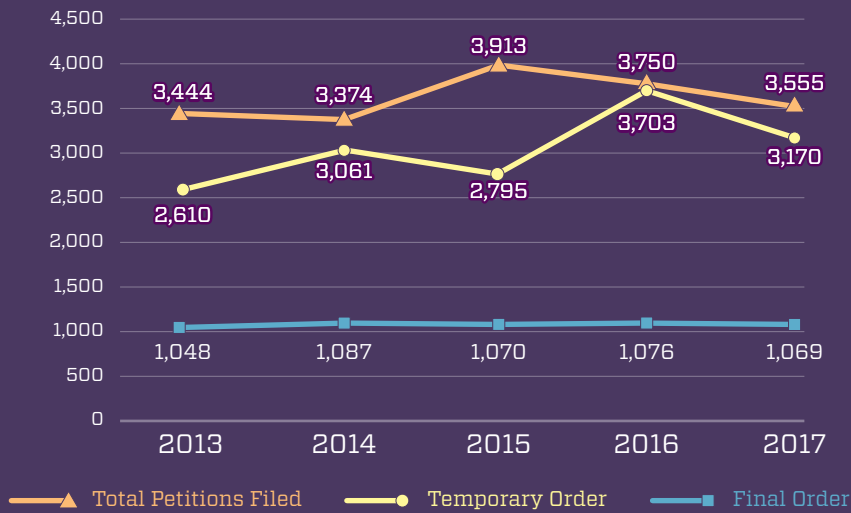
Remote Orders of Protection were **issued** in 2017

above the
10-year
average of
3,300

30%



Monroe County Family Court Orders of Protection



Temporary
Orders of
Protection

↓10%
since last year

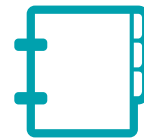
**Eight Homicides in
Monroe County**

Five of those in the City of Rochester

willow
Domestic Violence Center⁶
2017 Services



5,590
24/7 Hotline Calls



17,085
Individuals Participated in
Prevention Education



387
Individuals Received
Emergency Shelter



479
Counseling
Center Clients



2,184
Court Advocacy Clients

1. ACT Rochester, NYSDCJS; Data reported by local law enforcement agencies for victims in four categories of aggravated assault, simple assault, sex offense and order of protection violation

2. Ibid.

3. Monroe County 9-1-1 CAD records

4. Monroe County Probation, Annual Point in Time Count January 1st

5. UCMS Order of Protection Report for Monroe County

6. Willow Center, 2017 Calendar Year Statistics