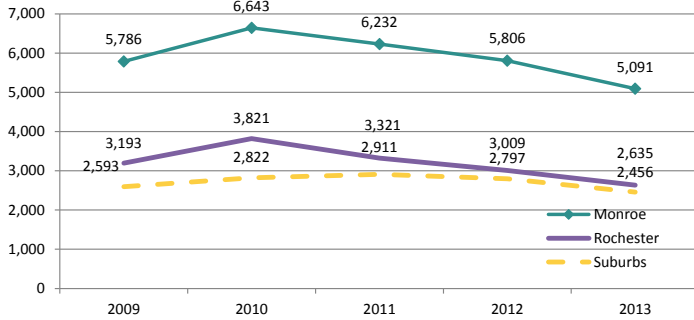




MONROE COUNTY DATA ON DATING AND DOMESTIC VIOLENCE 2013

On average, **5,900** reports of domestic violence are reported each year in Monroe County.

Monroe County DV Reports, City & Suburbs



Source: ACT Rochester; NYSDCJS

In 2013, **5,091** reports of domestic violence were reported in Monroe County.

52 %

URBAN

48 %

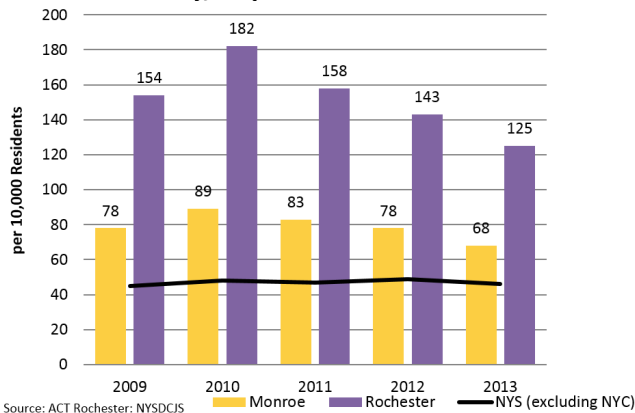
SUBURBAN



Of the domestic violence reports made in 2013, 52% were in the City of Rochester and 48% were in the suburbs.

MONROE COUNTY DOMESTIC VIOLENCE REPORTS

Monroe County, Reports of Domestic Violence



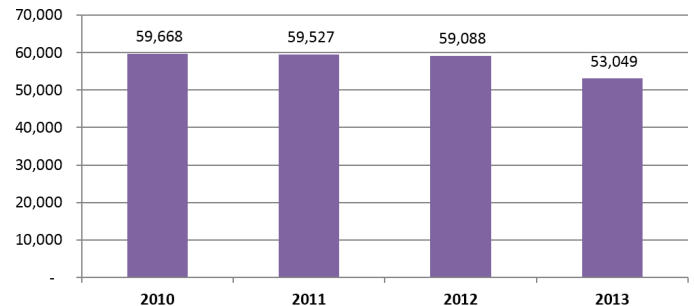
Source: ACT Rochester; NYSDCJS

In 2013, there were 68 reports of domestic violence per 10,000 residents in Monroe County. The rate in the City of Rochester was 125, more than **two and a half times the state rate of 46** (excluding New York City). Rates have declined for each of the past three years in Monroe County and the City of Rochester, while the statewide rates have remained flat.

911 CALLS FOR DOMESTIC DISPUTES

In 2013, over **53,000** calls placed to the County 911 dispatch system were classified as domestic disputes – **down 10%** compared to the 59,000 calls placed in 2012.

911 Calls, Monroe County Domestic Disputes



Source: Monroe County 9-1-1 Computer Aided Dispatch Records

NATIONAL DATING AND DOMESTIC VIOLENCE DATA



1 in 4 women and 1 in 7 men will experience domestic violence in their lifetime

Source: Centers for Disease Control

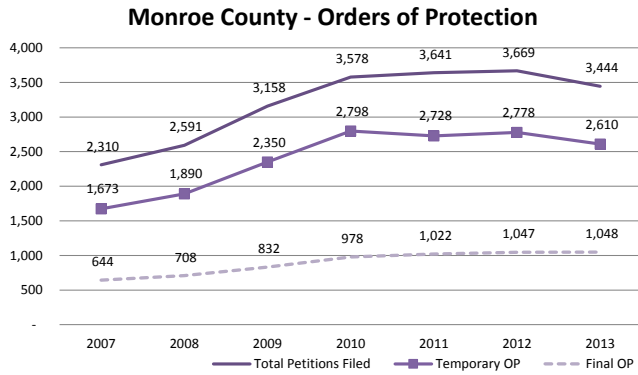
An estimated **70%** of domestic violence incidents go **unreported**



1 in 5 undergraduate college women experience sexual assault

Approximately **9%** of high school students report being hit, slapped, or physically hurt on purpose by a boyfriend or girlfriend in the 12 months before being surveyed

MONROE COUNTY FAMILY COURT ORDERS OF PROTECTION



Source: UCMS Order of Protection Report for Monroe County

The number of orders of protection (OPs) filed in Monroe County Family Court has **increased 49% from 2007 to 2013**.

This is primarily a result of NYS legislation in 2008 which expanded the definition of domestic violence to include dating, LGBT couples, and intimate partners not necessarily living together.

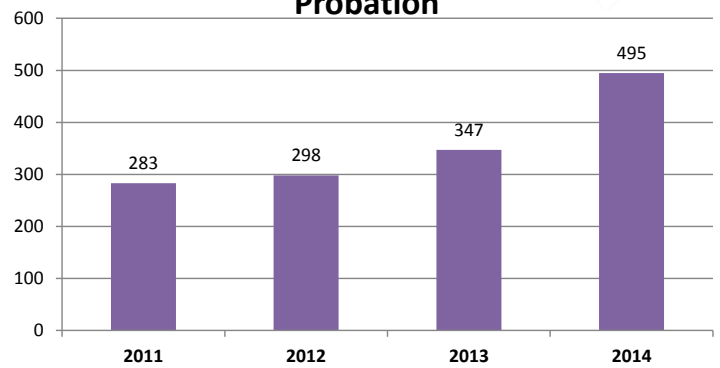
In 2013, Monroe County Family Court processed 3,444 petitions, down slightly from the 3,669 the year before. On average **3/4 of petitions filed are granted** a temporary order of protection, of these 30% result in final OPs.

MONROE COUNTY PROBATION

For the 2014, point-in-time counts, Monroe County Probation had **495 domestic violence offenders** on active supervision, up 45% from the 347 the prior year. Since 2011, the total number has increased 73%.

In addition, at any given time, approximately **200 cases** are being supervised in the Domestic Violence Intensive Supervision program which has remained consistent over the past few years.

Domestic Violence Offenders on Probation



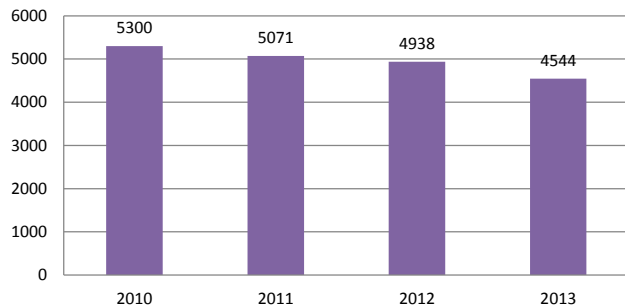
Source: Monroe County Point in Time Count on January 1 each year

ALTERNATIVES FOR BATTERED WOMEN RESPONSE SERVICES

4,600

4,600 calls were made to ABW's 24/7 confidential Hotline in 2013, on par with the prior years average of 4,700.

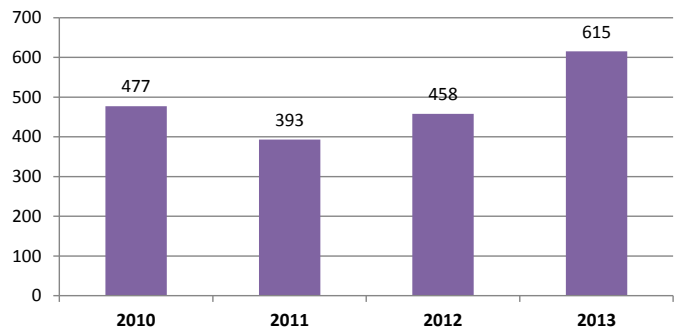
ABW Hotline Calls



National headlines have resulted in a **39% spike** in Hotline calls for September 2014 compared to September 2013.

24/7 Crisis & Support Hotline: (585)232-7353

ABW Shelter Residents



615 residents stayed at ABW's 38-bed emergency shelter last year.

The number of children in shelter **increased by 39%** compared to the prior year, with children making up just under half of total shelter residents.

615